

NJOY/RAEPSAET-04

4 July 1996

Processing of Ru isotopes

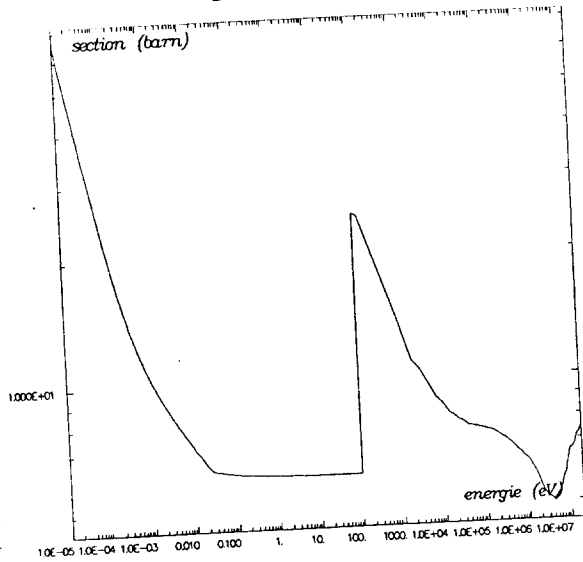
Caroline RAEPSAET
 CE Saclay
 DMT/SERMA/LEPP
 91191 Gif sur Yvette CEDEX
 France

The processing of some Ru isotopes, Ru96, Ru98, Ru 105, Ru106, by NJOY/THEMIS, 300.K, shows some curious effects. The capture and the total cross sections show large discontinuities. All these isotopes are coming from ENDF/BV and are represented without resonance parameters. The table below shows the low and high values of the capture cross section given in the JEF2.2 file at the discontinuity.

Material	Energy (eV)	Low value (barn)	High value (barn)
Ru96	100	$4 \cdot 10^{-3}$	4.12
Ru98	100.	$1.28 \cdot 10^{-1}$	4.12
Ru105	$1.2868 \cdot 10^{+2}$	$2.8044 \cdot 10^{-3}$	2.00
Ru106	$1.5701 \cdot 10^{+3}$	$5.86 \cdot 10^{-4}$	2.5

Ru96 JEF2.2

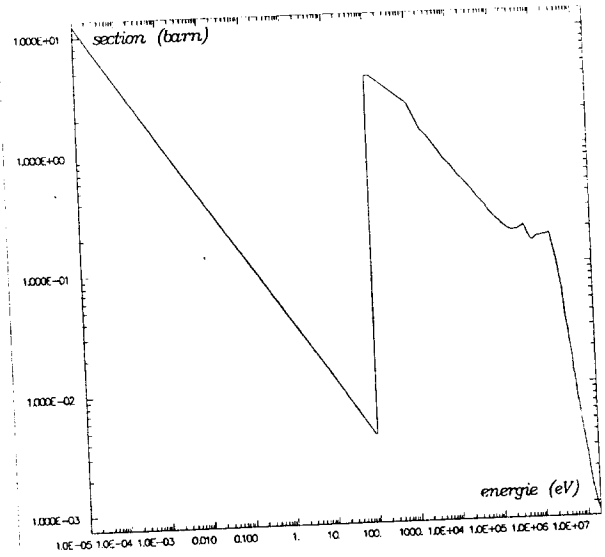
— Ru96



section totale

Ru96 JEF2.2

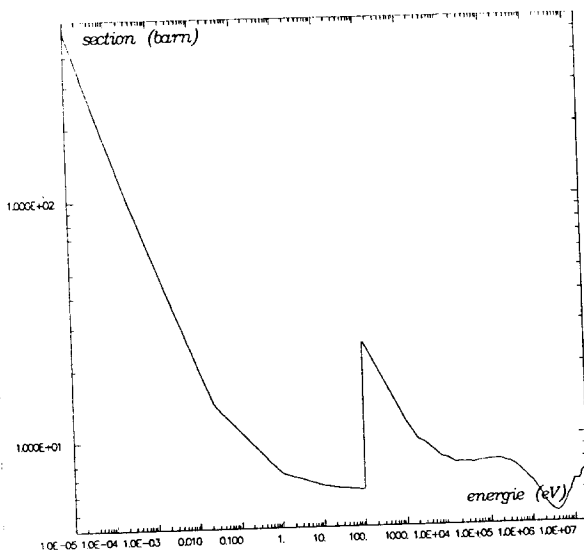
— Ru96



section de capture

Ru98 JEF2.2

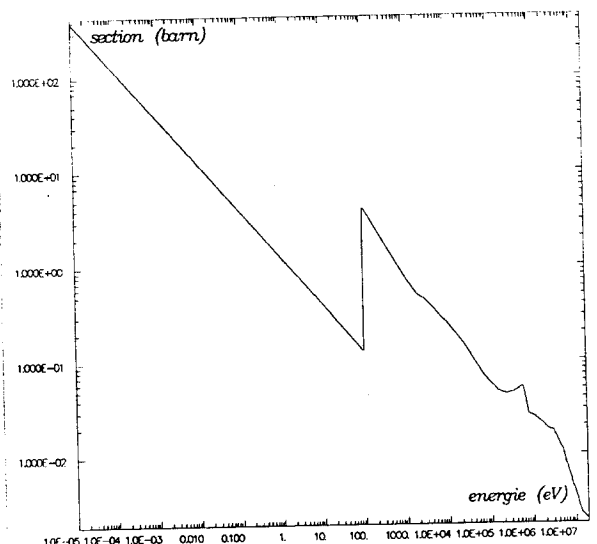
— Ru98



section totale

Ru98 JEF2.2

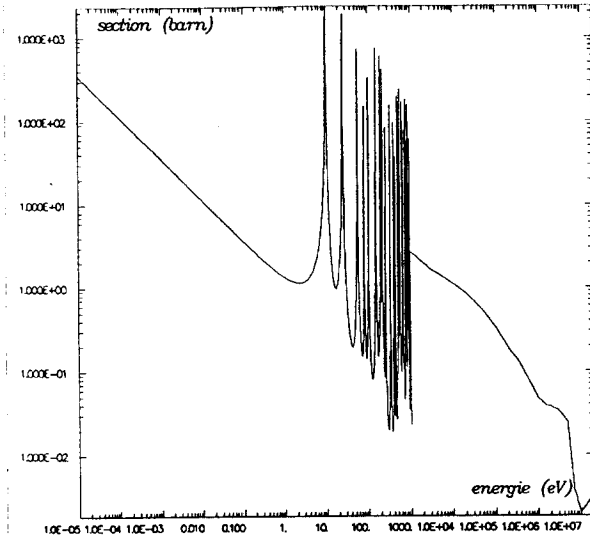
— Ru98



section de capture

Ru99 JEF2.2

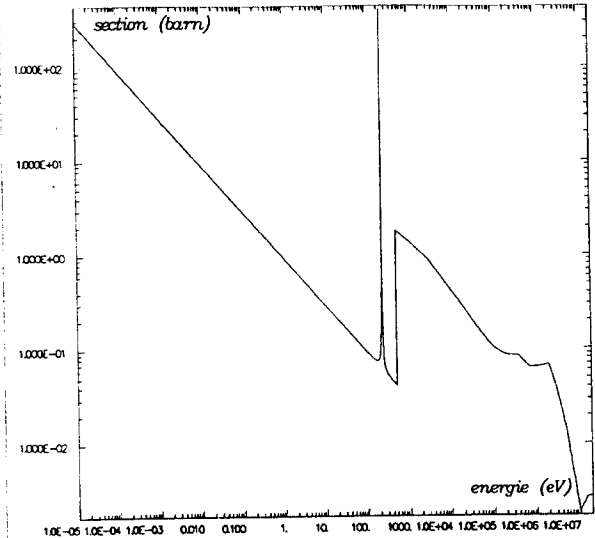
— Ru99



section de capture

Ru100 JEF2.2

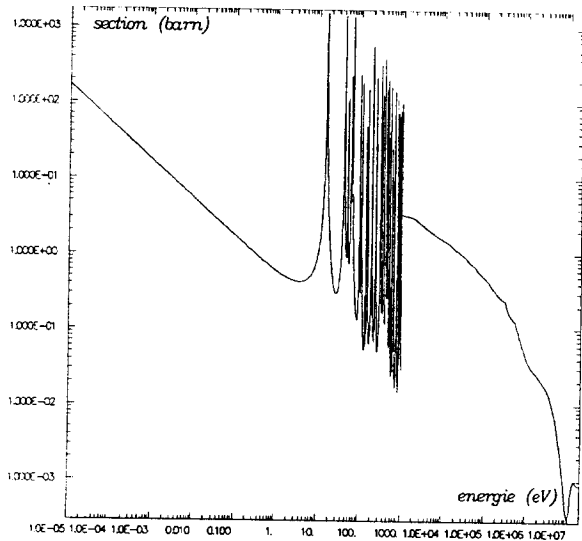
— Ru100



section de capture

Ru101 JEF2.2

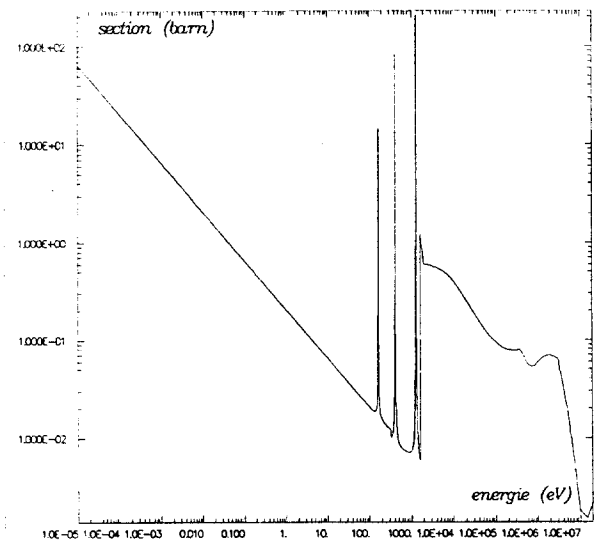
— Ru101



section de capture

Ru102 JEF2.2

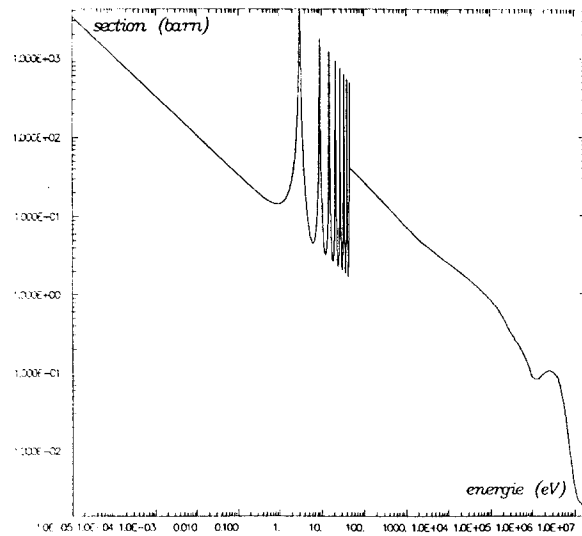
— Ru102



section de capture

Ru103 JEF2.2

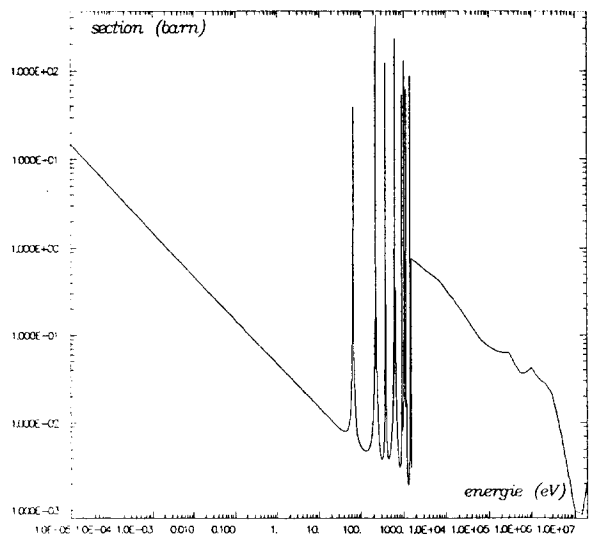
— Ru103



section de capture

Ru104 JEF2.2

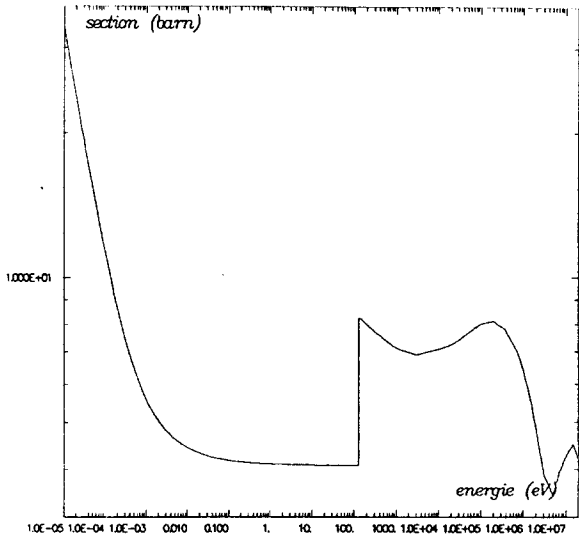
— Ru104



section de capture

Ru105 JEF2.2

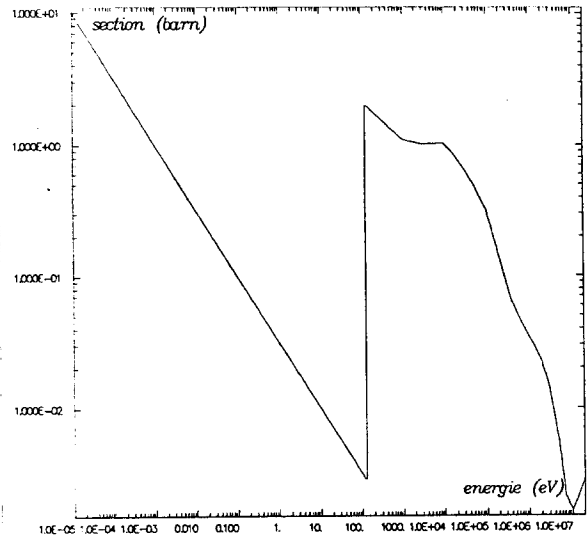
— Ru105



section totale

Ru105 JEF2.2

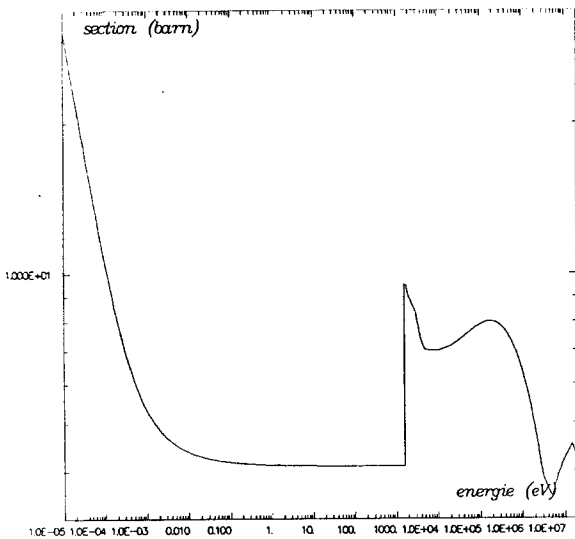
— Ru105



section de capture

Ru106 JEF2.2

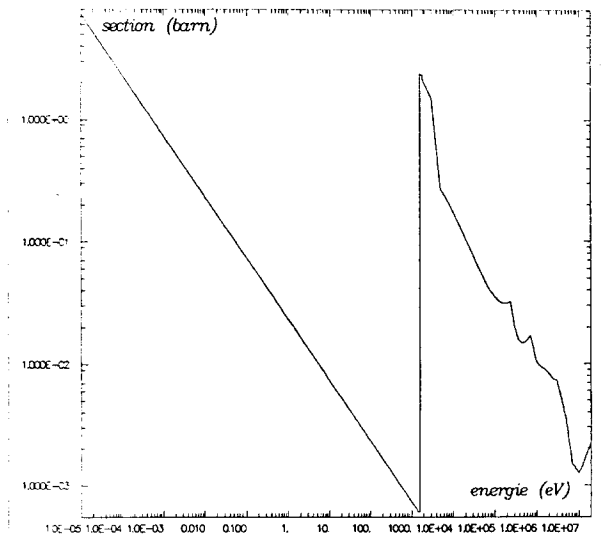
— Ru106



section totale

Ru106 JEF2.2

— Ru106



section de capture